


VR2040 Wheel Rake

Parts Manual



Publish Date Mon, 03 Aug 2020
Serial No.
Order No. 105400YAG



Vermeer[®]

EQUIPPED TO
DO MORE.[®]

HOW TO USE THE MANUAL

This manual contains illustrations and parts lists of components and assemblies which make up the machine. Each page consists of the name of the assembly or component, a figure number, reference numbers, part numbers, part names, and the quantities of the parts used.

Assembly or component name helps identify the illustration and parts list for each figure. This name also helps locate the general area of the machine where the assembly or component can be located.

Figure numbers are used to identify each assembly or component and to group these assemblies or components into major categories.

Reference numbers shown in a column refer to the numbered parts in the illustration. This ties the part in the illustration to the part number and description in the parts list.

Part numbers are used to identify individual parts or part assemblies.

Part descriptions provide the name of the part, plus additional information such as dimensional specifications and what parts are grouped together to form part assemblies, which helps you identify the part(s).

Quantities listed for each figure are only for that assembly or component and not the total used per machine.

This parts manual is not intended to be a complete guide for machine service or repairs. Contact your Vermeer dealer for any of your service or technical requirements.

ORDERING PARTS

Parts for repair or replacement are available through our network of authorized dealers located throughout the world.

Use only authorized Vermeer parts for repair or replacement. Always give the serial number and

model number of the machine for which parts are being ordered. When ordering parts for component(s), which are not manufactured by Vermeer Corporation, also give the serial number of that component(s). Order all parts by part number, part name, and quantity needed.

UPDATING AND REORDERING MANUALS

The parts lists, illustrations, and specifications in this manual are based on the latest information available at time of publication. Your machine may have product improvements and options not yet contained in this manual.

Vermeer Corporation reserves the right to make changes at any time without notice or obligation to you.

Your dealer will receive notice of these changes and can assist you with accurate parts identification when ordering.

A copy of this manual is supplied with each machine. Additional copies are available through your dealer. When ordering additional manuals, use the reorder number listed on the front cover and the quantity needed.

NOTICE TO OWNER

Replacement manuals are free of charge by registering your **used** Vermeer machine. Your machine's Operator's, Maintenance and Parts Manuals may be available online at www.myvermeer.com. For questions about online or printed manuals, or to register a used machine, contact the Customer Data Department by telephone: 800-829-0051 or 641-628-3141; email: dataanalytics@vermeer.com; internet: www.vermeer.com or www.myvermeer.com; or, letter: Customer Data Dept., Vermeer Corporation, PO Box 200, Pella IA 50219 USA.

VR2040 Wheel Rake (SN 000101-)

Industrial Main Menu

VR2040 Wheel Rake

VR2040 Wheel Rake

VR2040

VR2040 Wheel Rake (SN 000101-)

Industrial Main Menu

VR2040 Wheel Rake

VR2040 Wheel Rake

VR2040

Documents

Parts Manuals

VR2040 Wheel Rake

P/N = 105400YAG

Operator's Manuals

VR2040 Wheel Rake

P/N = 105400CH0

Kits

AK0563 2-FUNCTION ELECTRIC/HYDRAULIC CONTROL KIT

Bulletins

SB2012-005 2-FUNCTION ELECTRIC/HYDRAULIC CONTROL KIT (AK563)

Service Information

Quick Reference - Section 01

Visual Table of Contents	01-01
Lubes, Etc.	01-02
Maintenance Items	01-03

Manuals and Decals - Section 02

Resource Library	02-01
Decals - Cosmetic/Functional	02-02
Decals - Safety	02-03
Decals - Safety, Continued	02-04

Frame - Section 03

Tongue	03-01
Take-Up Cylinder	03-02
Breakdown - Cylinder, Take-Up (SN 101 - 12000)	03-03
Breakdown - Cylinder, Primary Fold (SN 101 - 12004)	03-04
Fold Arms	03-05
Breakdown - Cylinder, Secondary Fold	03-06
Rear Frame	03-07
Breakdown - Hub / Spindle / Wheel	03-08
Breakdown - Cylinder, Windrow Width (SN 101 - 12000)	03-09
Transport Lock Assembly	03-10

Toolbar - Section 04

Toolbar	04-01
Caster Wheel	04-02
Breakdown - Caster Wheel Hub	04-03
Breakdown - Rake Wheel	04-04
Breakdown - Rake Wheel Hub/Spindle	04-05

Electrical - Section 05

Lights	05-01
--------	-------

Hydraulics - Section 06

Hydraulic Diagram - Fold/Windrow Width	06-01
Hydraulic Diagram - Suspension (SN 101-6000)	06-02
Hydraulic Diagram - Suspension (SN 6001-UP)	06-03
Breakdown - Flow Regulator Valve	06-04

Optional Features - Section 07


Wind Disc/Protector - AK01386	07-01
Safety Chain - AK01332	07-02

Table of Contents

VR2040 Wheel Rake (SN 000101-)

Electric/Hydraulic Control - AK01563	07-03
Breakdown - Electric Control Valve - AK01563	07-04
Breakdown - Controller / Harnesses - AK01563	07-05
Center Windrow Splitter - AK01574	07-06
Center Splitter, Hydraulics - AK01574	07-07
Breakdown - Center Splitter Wheel - AK01574	07-08

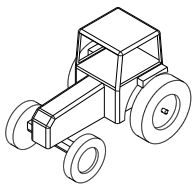
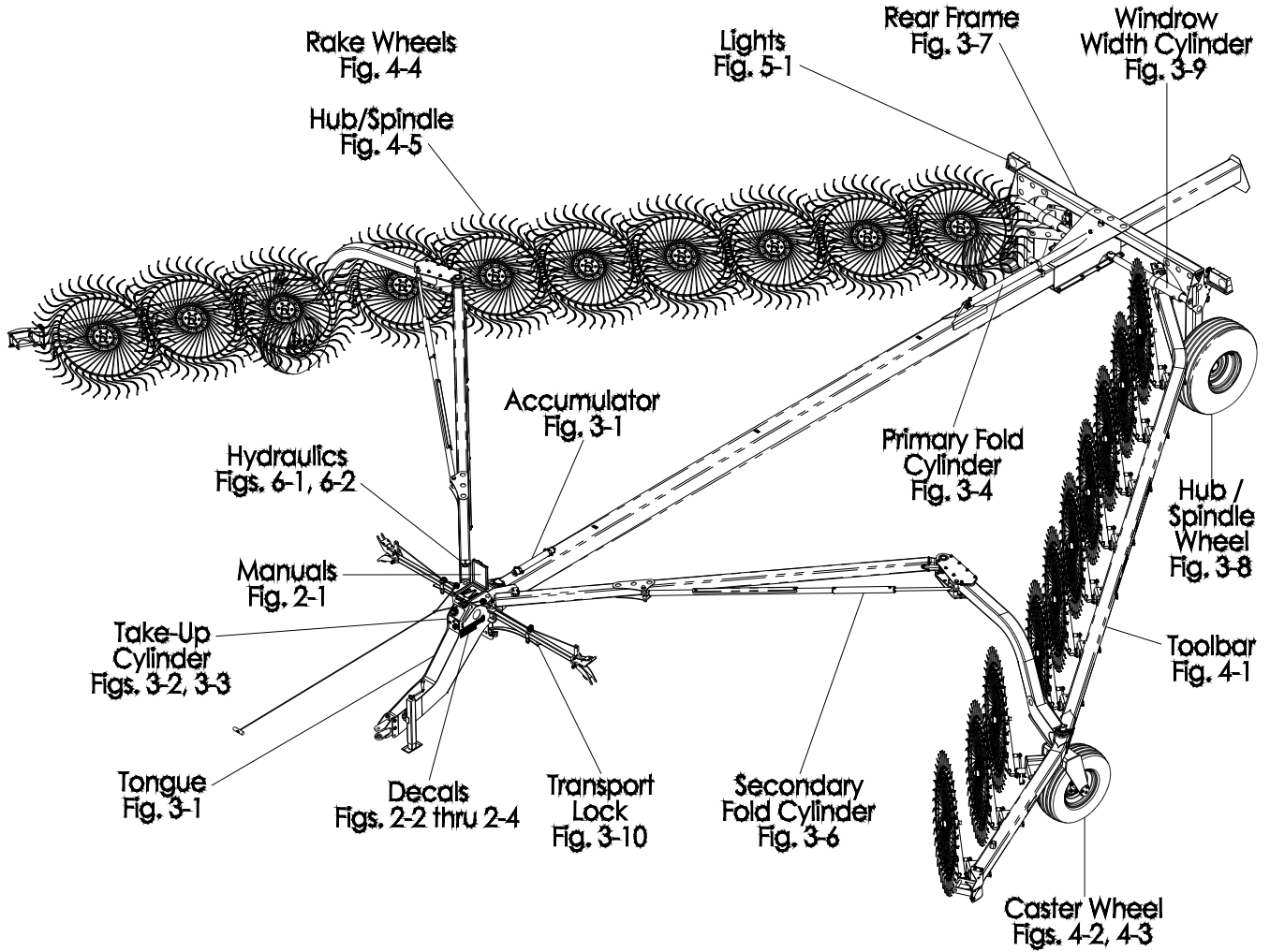
Quick Reference
Fig 01



Visual Table of Contents
Lubes, Etc.
Maintenance Items

Fig 01-01
Fig 01-02
Fig 01-03

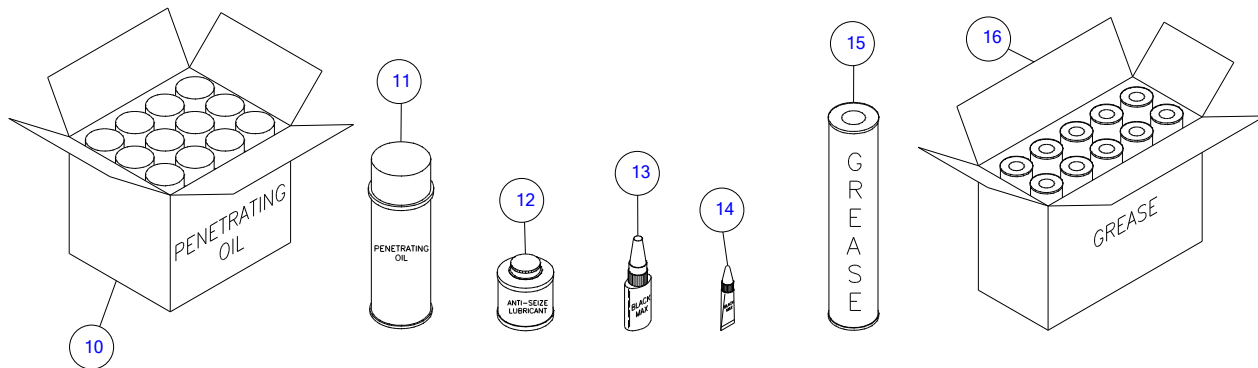
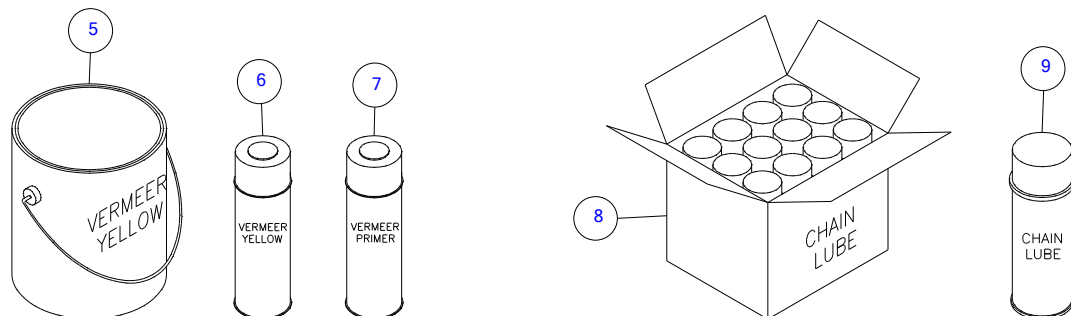
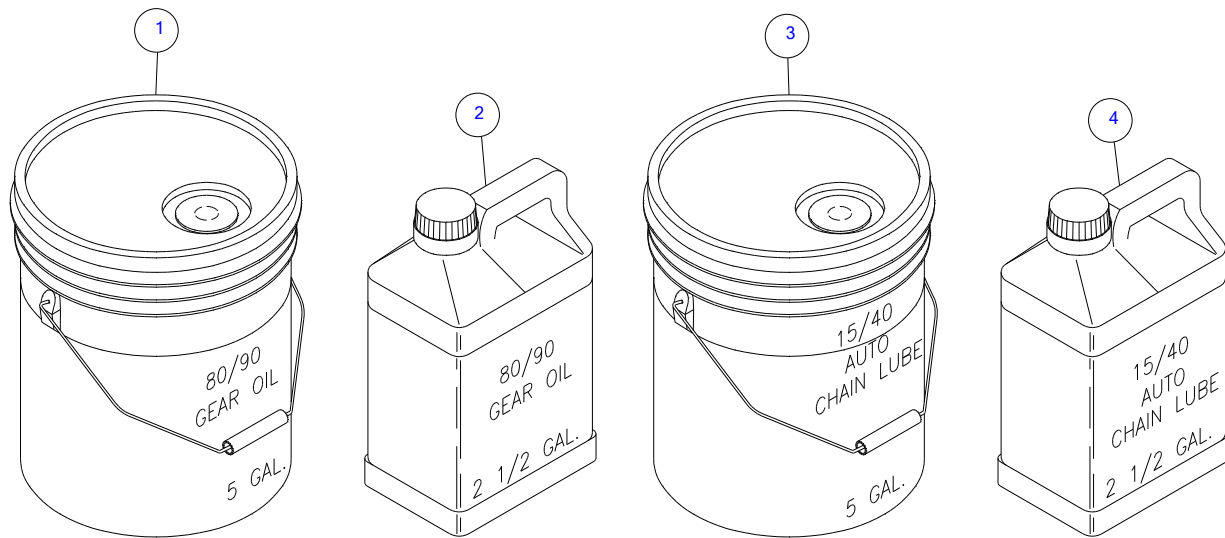
Visual Table of Contents
Fig 01-01



Visual Table of Contents

Fig 01-01

Lubes, Etc.
Fig 01-02

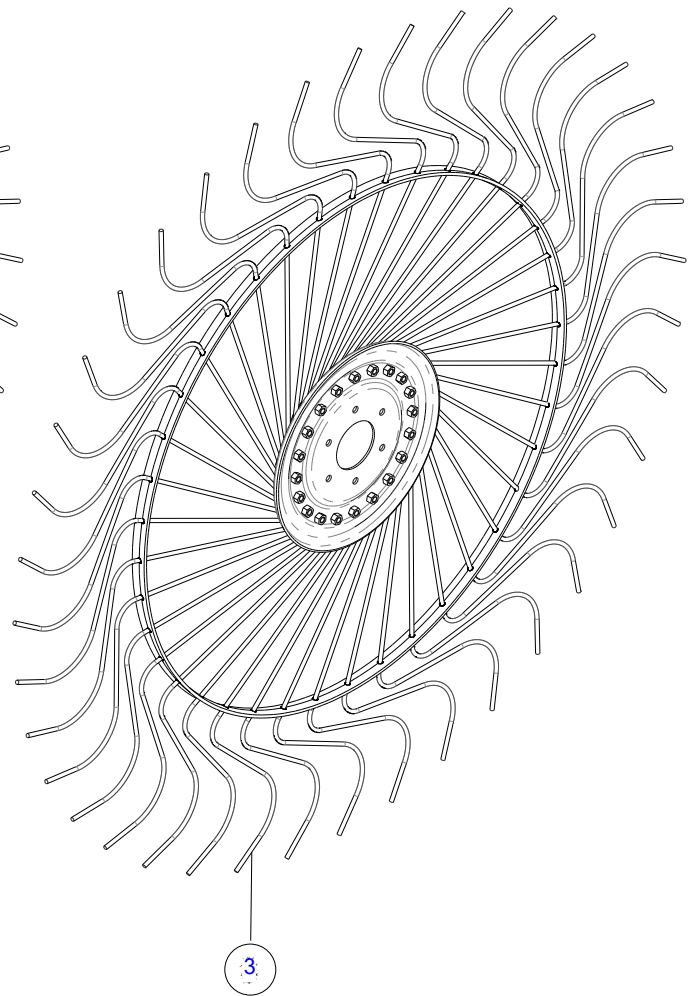
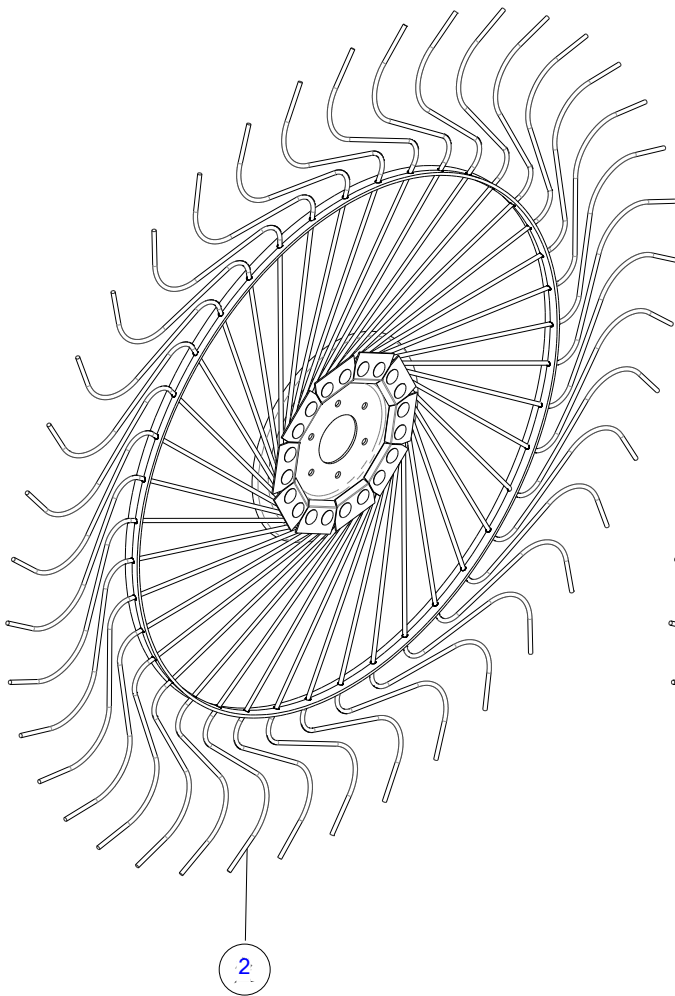
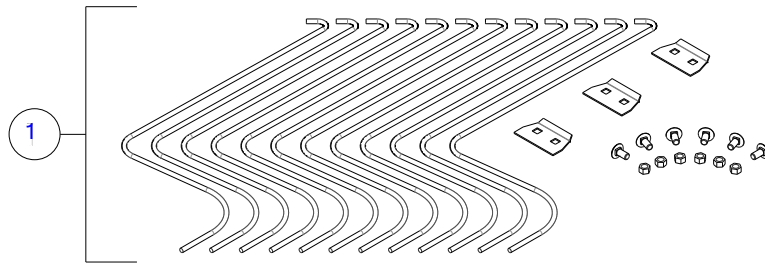


Lubes, Etc.
Fig 01-02

REF NO.	PART NO.	DESCRIPTION	QTY.	REMARKS
1	99663003	ULTRA GOLD 80W90 TRANS 5 GALLON PAIL	1	
2	99663001	80W90 TRANS OIL 2 1/2 GALLON	1	
3	99661003	ULTRA GOLD 15W40 5 GALLON PAIL	1	
4	99661001	15W40 MOTOR OIL 2 1/2 GALLON	1	
5	247524983	2414 - 3363 - 01 - VERMEER YELLOW GALLON	1	
5	(2965059)	PAINT-VERMEER YELLOW 1 GAL.	1	
6	252856983	VERMEER YELLOW AEROSOL - CAN NOT AIR FREIGHT	1	
6	(2965075)	PAINT-VERMEER YELLOW SPRAY	1	
7	2965073	PRIMER-GRAY 16OZ.ENAMEL SPRAY	1	
	252867983	YELLOW PRIMER AEROSOL	1	
8	117442003	CHAIN LUBE - (CASE OF 12)	1	
9	117442001	CHAIN LUBE 14 OZ CAN - ORDER 117442003	1	
10	117441003	PENETRATING OIL-CASE (12 CANS)	1	
11	117441001	PENETRATING OIL-14 OZ CAN - SUBS TO 117441003	1	
12	23355583	80209 ANTI SIEZE BRUSH TOP CAN	1	
13	29970583	LOCTITE BLACK MAX- BOTTLE- 1oz - 38050-REFRIGERATE	1	
14	29971583	LOCTITE BLACK MAX-TUBE 1/10TH OZ 38004-REFRIGERATE	1	
15	101562001	ULTRA LC GREASE - TUBE	1	
16	101562003	ULTRA GOLD ULTRA LC GREASE CASE OF 10 14OZ	1	

Maintenance Items

Fig 01-03




Maintenance Items

Fig 01-03

REF NO.	PART NO.	DESCRIPTION	QTY.	REMARKS
1	510520227	VR RAKE MAINTENANCE KIT	1	Inc. 12 tines, 3 clips, 6 screws and 6 nuts
2	510509422	RAKE WHEEL COMPLETE RH, 7.2MM	1	
3	510509423	RAKE WHEEL COMPLETE LH, 7.2MM	1	

Manuals and Decals

Fig 02

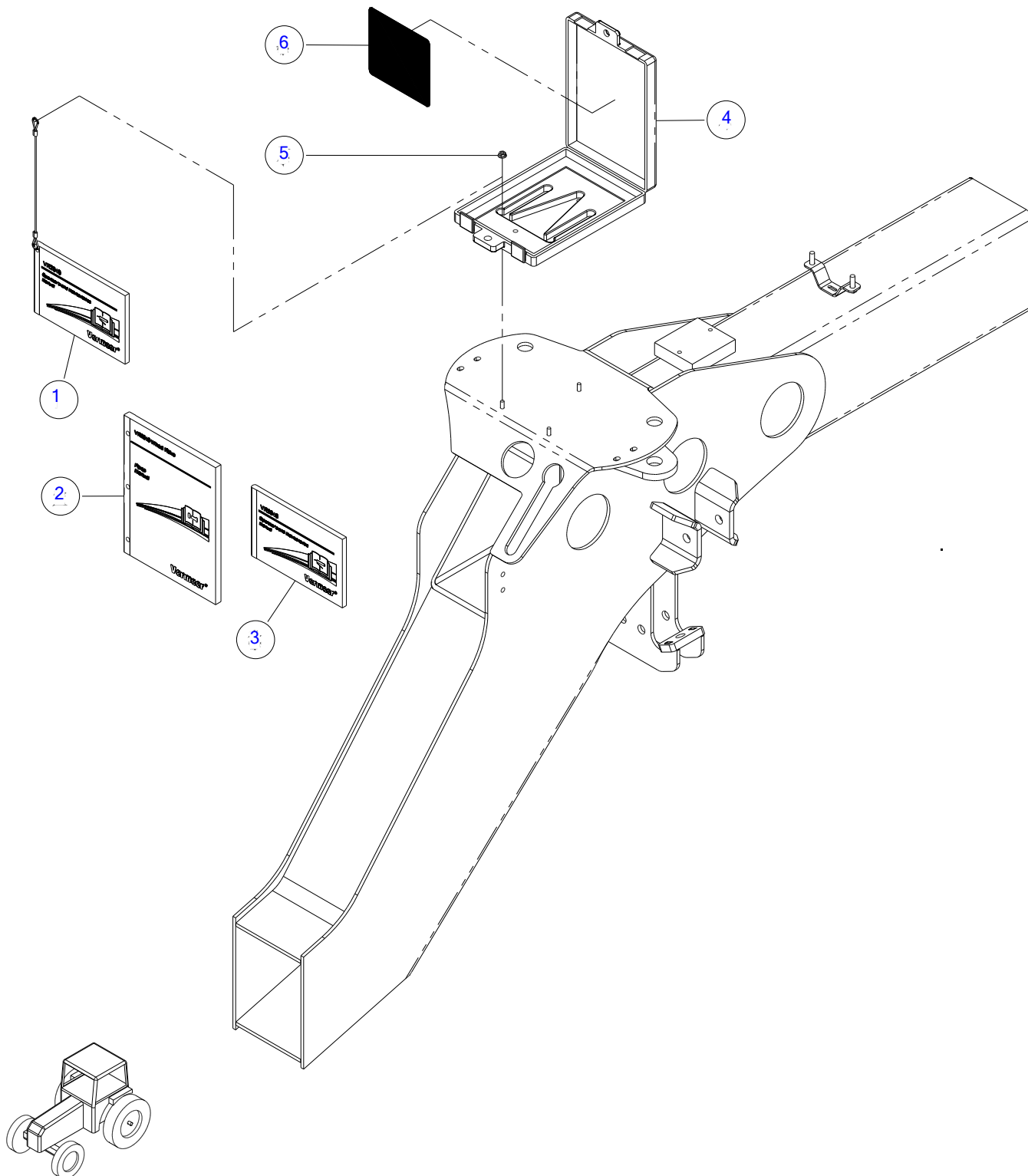


Resource Library
Decals - Cosmetic/Functional
Decals - Safety
Decals - Safety, Continued

Fig 02-01
Fig 02-02
Fig 02-03
Fig 02-04

Resource Library

Fig 02-01



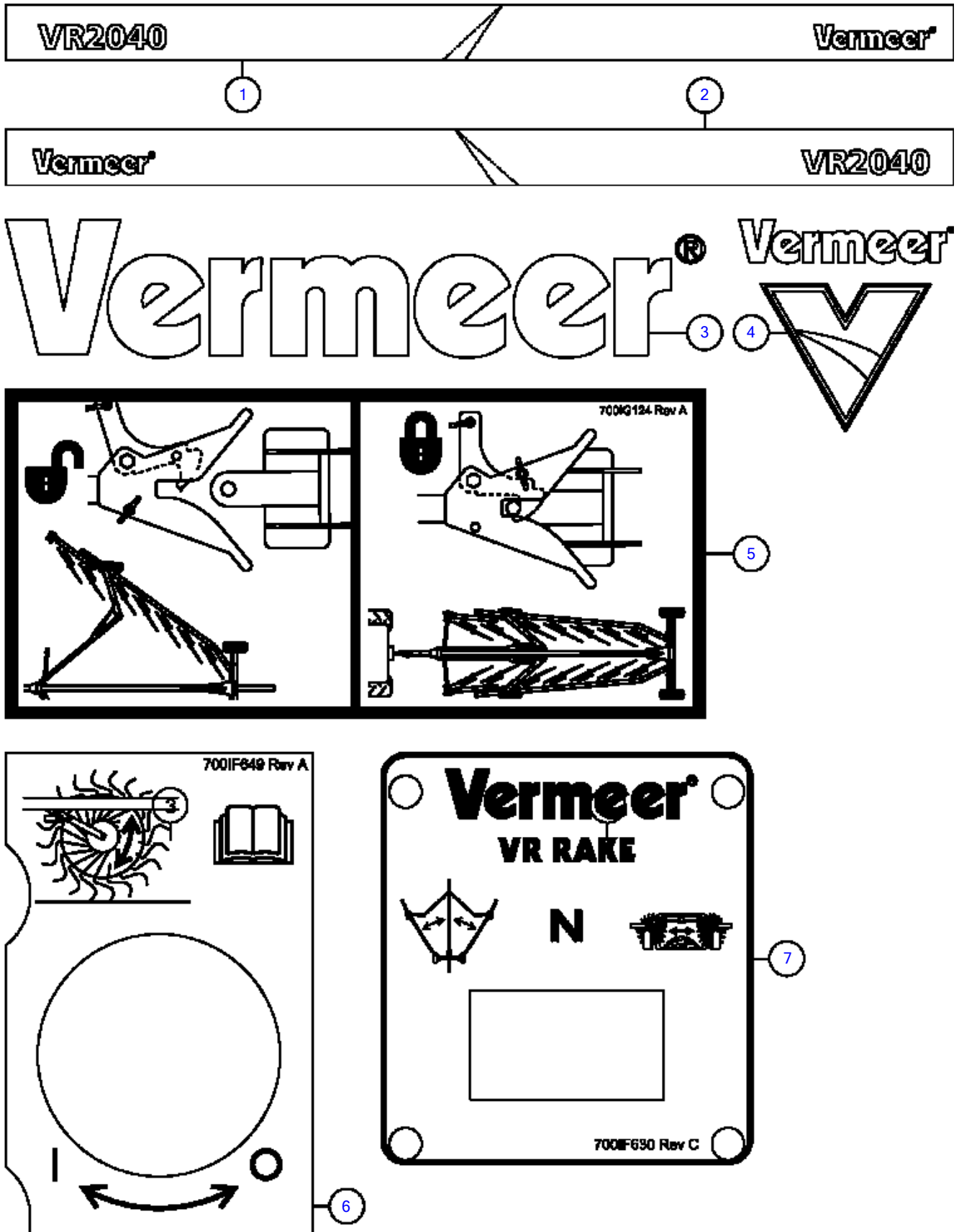
Resource Library

Fig 02-01

REF NO.	PART NO.	DESCRIPTION	QTY.	REMARKS
1	510520827	CABLED OPERATOR'S MAN. ASSY. - VR2040	1	
1	296381879	MANUAL ASSY-VR2040 (SP) CABLED 1ST ED	1	Español
2	105400YAG	PARTS MANUAL - VR2040 WHEEL RAKE	1	
3	105400CH0	VR2040 OPERATOR/MAINT MANUAL	1	
3	117000KT3	OM/MM-VR2040 (SP) 1ST ED	1	Español
4	142410001	CASE-6"X9"X1" OPERATOR MANUAL	1	
5	507085006	NUT-HEXFLNG LOCK,M6-1.00,10.9,YZ,D6927	3	
6	2326940	DECAL-NOTICE TO OWNERS	1	

Decals - Cosmetic/Functional

Fig 02-02






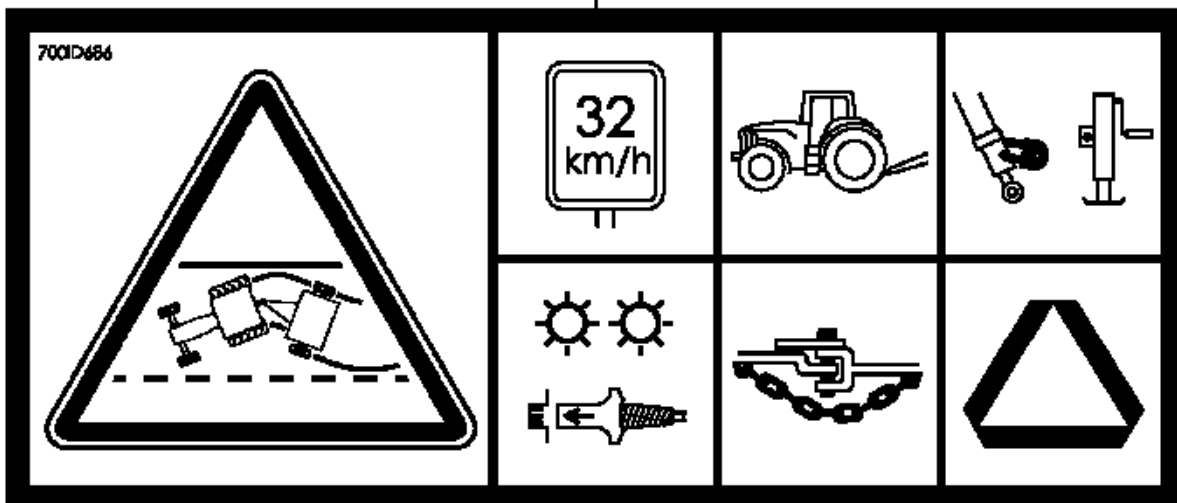
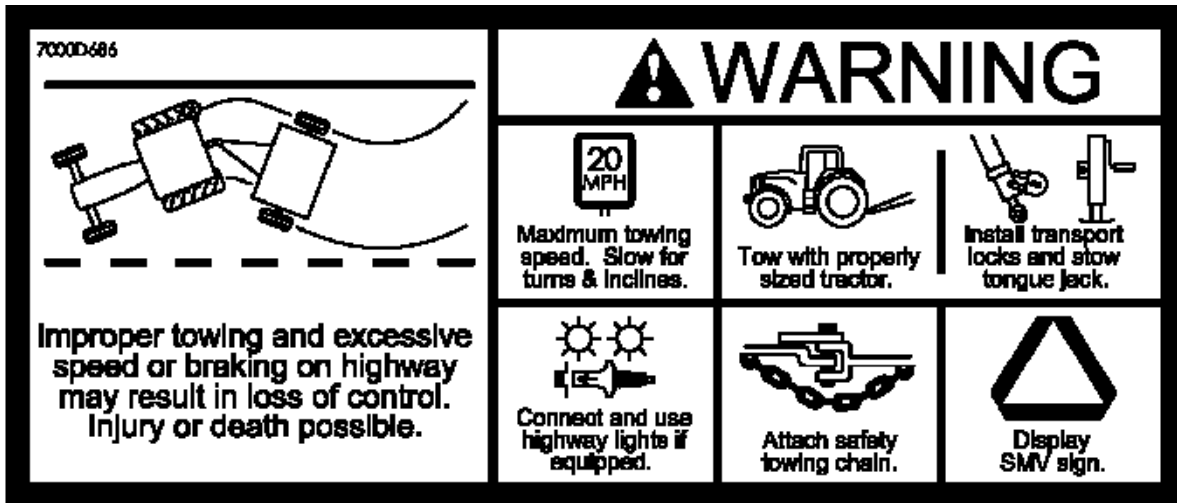
Decals - Cosmetic/Functional

Fig 02-02

REF NO.	PART NO.	DESCRIPTION	QTY.	REMARKS
1	7000G127	DECAL - VR2040 LEFT TB / REAR MF	1	
2	7000G128	DECAL - VR2040 RIGHT TB / REAR MF	1	
3	2326619	DECAL- VERMEER 3 X 15	1	
4	7000D006	DECAL-4.00" COSMETIC V	2	
5	700IG124	DECAL - TRANSPORT LOCK	1	
6	700IF649	DECAL - CONTROL, FACE PLATE	1	
7	700IF630	DECAL - CONTROL VR RAKE	1	Optional, AK01563

Decals - Safety

Fig 02-03



Decals - Safety

Fig 02-03

REF NO.	PART NO.	DESCRIPTION	QTY.	REMARKS
1	7000D686	DECAL - WARNING TOWING PRECAUTIONS	1	
2	700ID686	DECAL - WARNING TOWING PRECAUTIONS	1	International only
3	2326949	DECAL-WARNING 1 1/2 X 3 1/2	1	
4	2326I949	DECAL - WARNING SEE MANUAL	1	International only
5	7000B068	DECAL - RED REFLECTOR	2	
6	7000B069	DECAL - YELLOW REFLECTOR	8	

Decals - Safety, Continued

Fig 02-04

Notice • Aviso • Hinweis • Avis • Avviso

NOTICE TO OWNER - You are requested to notify Vermeer Corporation when you have purchased a used Vermeer machine. Notify the Customer Data Department by telephone: 800-829-0051 or 641-628-3141; email: customerdata@vermeer.com; Internet: www.vermeer.com or www.vermeerag.com; or, letter: Customer Data Dept., Vermeer Corporation, PO Box 200, Pella IA 50219 USA. Upon request, an owner of a used Vermeer machine will receive one free set of Operator's, Maintenance and Parts manuals.

AVISO AL PROPIETARIO - Se solicita que notifique a Vermeer Corporation cuando haya comprado una máquina Vermeer usada. Notifique al departamento de datos del cliente por teléfono: 800-829-0051 ó 641-628-3141; por correo electrónico: customerdata@vermeer.com; por Internet: www.vermeer.com o www.vermeerag.com; o por carta: Customer Data Dept., Vermeer Corporation, PO Box 200, Pella IA 50219 EE.UU. Si lo solicita, el propietario de una máquina Vermeer usada recibirá un conjunto gratuito de manuales de operación, mantenimiento y piezas.

HINWEIS AN DEN EIGENTÜMER - Wir bitten Sie, die Vermeer Corporation zu informieren, wenn Sie eine gebrauchte Vermeer-Maschine erwerben. Benachrichtigen Sie die Customer Data-Abteilung auf eine der folgenden Arten: Telefonisch unter der Rufnummer 800-829-0051 oder 641-628-3141, per E-Mail unter customerdata@vermeer.com; per Internet unter www.vermeer.com oder www.vermeerag.com; oder schriftlich an die Postanschrift: Customer Data Dept., Vermeer Corporation, PO Box 200, Pella IA 50219 USA. Auf Anfrage erhält der Eigentümer einer gebrauchten Vermeer-Maschine einen kostenlosen Satz Benutzer-, Wartungs- und Ersatzteilehandbücher.

AVIS AU PROPRIÉTAIRE - Vous êtes invité à avertir Vermeer Corporation lorsque vous venez de faire l'achat d'une machine Vermeer d'occasion. Veuillez avertir le service des données clientèle (Customer Data Department) par téléphone : 800-829-0051 ou 641-628-3141 ; par courriel : customerdata@vermeer.com ; sur Internet : www.vermeer.com ou www.vermeerag.com ; ou par lettre : Customer Data Dept., Vermeer Corporation, PO Box 200, Pella IA 50219 É.-U. Sur demande, un propriétaire de machine Vermeer d'occasion recevra un jeu de manuels gratuits : manuel d'utilisation, manuel d'entretien et manuel de pièces détachées.

AVVISO AL PROPRIETARIO - In caso di acquisto di una macchina Vermeer usata, è necessario informarne la Vermeer Corporation, contattando il Reparto dati clienti tramite telefono: +1 800-829-0051 o +1 641-628-3141; email: customerdata@vermeer.com; Internet: www.vermeer.com o www.vermeerag.com; o posta: Customer Data Dept., Vermeer Corporation, PO Box 200, Pella IA 50219 USA. Su richiesta, il proprietario di una macchina Vermeer usata potrà ricevere gratuitamente i manuali dell'operatore e di manutenzione e il catalogo pezzi di ricambio.

2326940


1

Decals - Safety, Continued

Fig 02-04

REF NO.	PART NO.	DESCRIPTION	QTY.	REMARKS
1	2326940	DECAL-NOTICE TO OWNERS	1	

Frame



Frame

Tongue	Fig 03-01
Take-Up Cylinder	Fig 03-02
Breakdown - Cylinder, Take-Up (SN 101 - 12000)	Fig 03-03
Breakdown - Cylinder, Primary Fold (SN 101 - 12004)	Fig 03-04
Fold Arms	Fig 03-05
Breakdown - Cylinder, Secondary Fold	Fig 03-06
Rear Frame	Fig 03-07
Breakdown - Hub / Spindle / Wheel	Fig 03-08
Breakdown - Cylinder, Windrow Width (SN 101 - 12000)	Fig 03-09
Transport Lock Assembly	Fig 03-10

Tongue
Fig 03-01

